

## 5.0 League Tables

### 5.1 How to... Hide Goals from League Tables

Some leagues will wish to prevent certain (or all) columns of their league tables from being viewed publically, most commonly goals scored and conceded for some youth age groups.

League Table		P	W	D	L	GD	PTS
POS							
1	Arsenal	1	1	0	0	2	3
2	Liverpool	1	1	0	0	1	3
3	Aston Villa	0	0	0	0	0	0
4	Blackburn Rovers	0	0	0	0	0	0

**Step 1:** From “Admin Home”, click on “League Setup Wizard”.

Scoring systems, terminology, statistic setup, maintain league structure: seasons, divisions, teams, venues. Setup a new season. Security and settings.

[League Setup Wizard](#)

**Step 2:** Click on “Scoring System”.

SCORING SYSTEM  
Configure how tables / standings are calculated and displayed.

[Scoring System](#)

**Step 3:** Click on “change scoring systems settings.”

### Assign Scoring Systems

Each division in a season can have its own scoring system. A scoring system defines how the tables / standings are displayed and ranked.

These setting will be made for the current season only - to change for another season change the selected season from admin home first.

[Click here to change scoring systems settings or to add a new scoring system](#)

**Step 4:** Click on “Edit” alongside the “default configuration” (or if you have set up different scoring systems for different divisions, the divisions you wish to change).

### Scoring System Setup

Use this page to edit the default scoring system or create / edit additional scoring systems.

You cannot delete a scoring system if it has been assigned to a division.

[Click here to assign your scoring systems to divisions](#)

DESCRIPTION	PRIMARY	SUMMARY	
Default Configuration	Y	Points Win:3, Points Loss:0, Points Draw:1, Bonus Points Enabled, Rank On Points then score diff - score for	<a href="#">Edit</a>

**Step 5:** On the “Update Scoring System” page, untick the boxes for Goals Scored, Conceded and Goal Difference.

### Update Scoring System

Description \*

Ranking

FAQ

Number of points for a:

Win  e.g. 3

Loss  e.g. 0

Draw / tie  e.g. 1

Score for  Usually 0

Score against  Usually 0

Rank table/standings on points then head to head rather than default of points then score difference or score for difference.  Check For Yes

Tables/standings are ranked on

Points - Won - Score for - Score difference  
 Points - Won - Score difference - Score for  
 Points - Score difference - Score for  
 Points - Score for - Score difference  
 Points - Score for - Won - Score difference

---

Layout

	SHOW ON SUMMARY	SHOW ON DETAIL
Show Home / Away / Overall		<input checked="" type="checkbox"/>
Position in table	<input checked="" type="checkbox"/>	<input checked="" type="checkbox"/>
Played	<input checked="" type="checkbox"/>	<input checked="" type="checkbox"/>
Won	<input checked="" type="checkbox"/>	<input checked="" type="checkbox"/>
Drawn	<input checked="" type="checkbox"/>	<input checked="" type="checkbox"/>
Lost	<input checked="" type="checkbox"/>	<input checked="" type="checkbox"/>
Score For	<input type="checkbox"/>	<input type="checkbox"/>
Score Against	<input type="checkbox"/>	<input type="checkbox"/>
Scores Difference (Score For - Score Against)	<input type="checkbox"/>	<input type="checkbox"/>
Points	<input checked="" type="checkbox"/>	<input checked="" type="checkbox"/>
Order table standings by team name and not points:	<input type="checkbox"/>	

**Step 6:** Click on “Update”.

Your league tables are now shown with the Goals hidden.

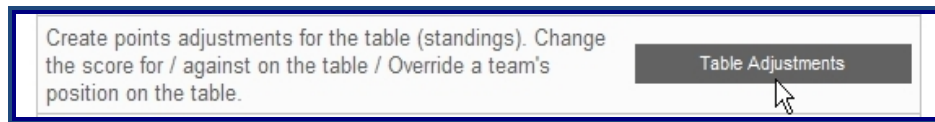
#### League Table

POS		P	W	D	L	GD	PTS
1	Arsenal	1	1	0	0	3	
2	Liverpool	1	1	0	0	3	
3	Aston Villa	0	0	0	0	0	
4	Blackburn Rovers	0	0	0	0	0	

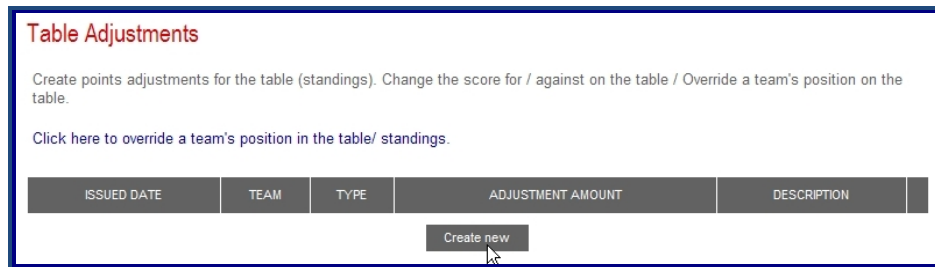
## 5.2 How to... Deduct (or Add) Points

Occasionally you will need to deduct points from a team for breach of league rules (this option can also be used to add points, or adjust goals scored and goals conceded if required).

**Step 1:** From “Admin Home”, click on “Table Adjustments”.

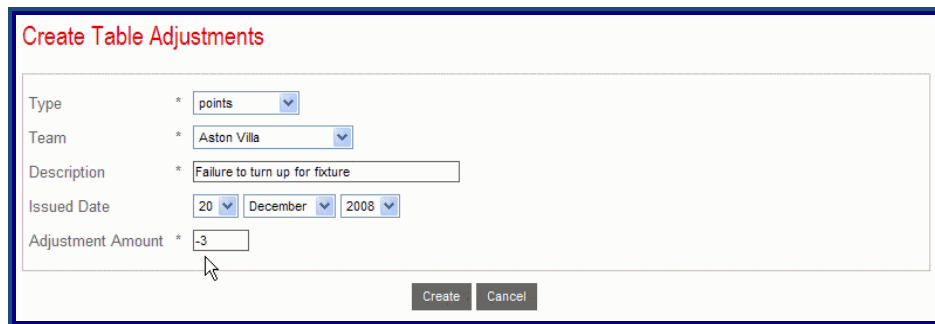


**Step 2:** Click on “Create New”.

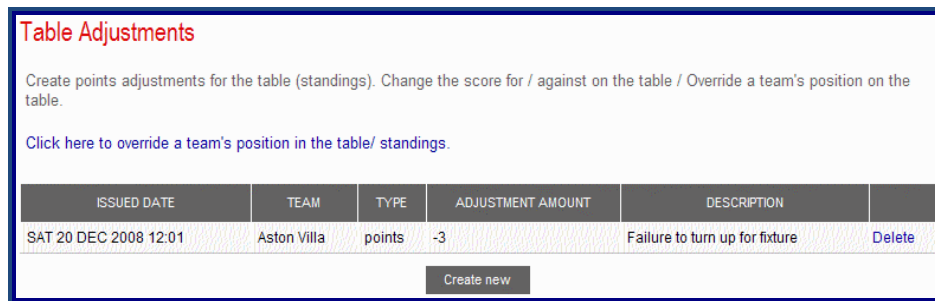


**Step 3:** Select the adjustment Type (points or goals may be adjusted), the Team (a drop-down menu offers you all teams available), give the reason for the deduction (this will appear on your website) and also the date concerned, along with the adjustment (note that deductions are negative figures).

Once you have entered the details, click on “Create”.



**Step 4:** The adjustment appears in the list of Table Adjustments.



The adjustment is applied to your league table. If users click on the team name they can see the reason for the deduction.

